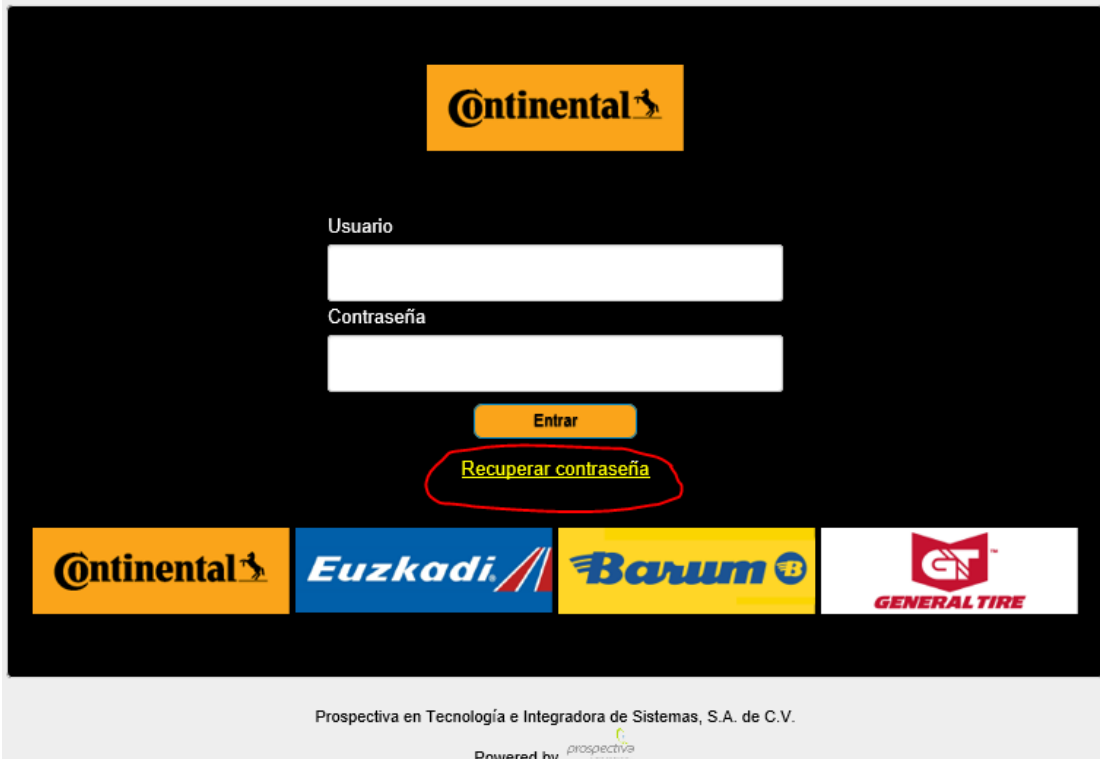


Recuperación de contraseña.


Para recuperar la contraseña o solicitar una nueva contraseña, deben de realizar los siguientes pasos:

1.- Oprimir el ICONO "Recuperar contraseña "



The screenshot shows the Continental login interface. At the top center is the Continental logo. Below it are two input fields: "Usuario" and "Contraseña". A yellow "Entrar" button is positioned below the password field. A red circle highlights the "Recuperar contraseña" link located below the "Entrar" button. At the bottom of the page, there is a row of logos for Continental, Euzkadi, Barum, and General Tire. Below the logos, the text "Prospectiva en Tecnología e Integradora de Sistemas, S.A. de C.V." and "Powered by prospectiva" are visible.


El sistema desplegara la siguiente pantalla



The screenshot shows the "Solicitar una nueva contraseña" screen. At the top center is the Continental logo. Below it is a white box containing the title "Solicitar una nueva contraseña." in blue. There are two input fields: "Ingresa tu nombre de usuario." and "Ingresa el correo electronico proporcionado en nuestra base de c". Below the input fields is a button labeled "Solicitar Contraseña." with a key icon. At the bottom center of the white box is a purple link labeled "Regresar".

2.- Ingrese los datos solicitados, en ambos casos deben de anotar el correo proporcionado como correo de contacto.

Ejemplo:



The image shows a screenshot of a web form for requesting a new password. At the top, there is a yellow rectangular logo with the word "Continental" in black and a small horse head icon to its right. Below the logo, the text "Solicitar una nueva contraseña." is displayed in blue. There are two white input fields, each containing the email address "pedrito.fernandez@yahoo.com". Below the input fields is a button with a key icon and the text "Solicitar Contraseña.". At the bottom of the form area, there is a purple link that says "Regresar".

3.- Oprimir el Icono "Solicitar Contraseña".



This image is a second screenshot of the same web form as above. In this version, the "Solicitar Contraseña." button is highlighted with a red hand-drawn oval, indicating that it should be clicked. The rest of the form, including the logo, title, input fields, and "Regresar" link, remains the same.

Listo.

El sistema enviara la nueva contraseña a la dirección de correo.